









Retail Opportunities

The Wellington Centre which has a footfall of approximately 65,000 per week is situated in the heart of Aldershot and tenants include Argos, Boots, WH Smith, Wilkinson, Mothercare & New Look. The main town centre car park is located at the centre and is open 24 hours a day, 7 days a week. Accessed off Victoria Road the 400+ space car park has lift access directly into the shopping malls.

Currently awaiting planning permission is a £1 million plus investment to reconfigure vacant space in the lower mall area of the centre, for a new 14,000 sq.ft store for the supermarket chain Lidl who will be the centre's only food retailer.

Unit	Sq.ft	Sq.M	Description	Image
53A High Walk	382	35	A fully fitted kiosk unit (incentives available subject to covenant status) occupying a prime location opposite JD Sports and close to a number of multiple retailers including F. Hines, Vodafone, Clinton Cards, WH Smith, Boots, Peacocks and Argos.	
Unit 1 Low Walk	617	57	Located within the Low Walk area of the centre situated close to the entrance/exit to the pedestrianised area of Union Street & close to the High Street/Wellington Centre Multi Storey car parks. Retailers on Low Walk include Mothercare, Millets & Wilkinson.	
Unit 8 Low Walk	722	67	Located within the Low Walk area of the centre situated close to the entrance/exit to the pedestrianised area of Union Street & close to the High Street/Wellington Centre Multi Storey car parks. Retailers on Low Walk include Mothercare, Millets & Wilkinson.	
Unit 23 High Walk	1,125	105	The premise comprises a standard retail unit on ground and first floors occupying a prime location opposite Superdrug and New Look and close to a number of multiple retailers including F. Hines, Vodafone, Clinton Cards, WH Smith, Boots, Peacocks and Argos	

Unit	Sq.ft	Sq.M	Description	Image
29 Wellington Street	1,255	117	Situated outside the Wellington Centre on Wellington Street. Comprising of a ground floor lock-up shop with basement, the ground floor has a narrow frontage with sales area opening out toward the centre. There are two small store rooms at the rear. Further storage is available within the basement and which also contains a WC facility and small kitchenette.	
27 Wellington Street	1,349	125	Situated outside the Wellington Centre on Wellington Street. Comprising of a ground floor lock up shop with basement, formerly trading as FARA charity shop. Other nearby multiples includes HSBC, NatWest, WH Smith and the entrance to the Wellington Centre is close by.	
Unit 6-7 Low Walk	1,642	153	Located within the Low Walk area of the centre situated close to the entrance/exit to the pedestrianised area of Union Street & close to the High Street/Wellington Centre Multi Storey car parks. Retailers on Low Walk include Mothercare, Millets & Wilkinson.	
Unit 29A Union Street	2,083	194	A standard shop unit over ground and first floors with rear servicing and WC which occupies a prime location adjacent to the main entrance to the scheme on the pedestrianised section of Union Street, opposite Marks & Spencer, and close to a number of multiple retailers including Next, Top Shop, Evans, Clarks and JD Sports.	
Unit 11/12 Low Walk	5,200	483	Large shop occupying a very prominent location on the Lower Mall of the centre adjacent to Vision Express and close to a number of multiple retailers including Millets, Mothercare and Wilkinson. There is the possibility to extend the ground floor area to include the 2 units adjacent and, therefore taking the area to 6,700sq.ft.	